



Doorstoppatronen van een stoplap gemaakt door Annie Ellerburg, 1897

Annie was handwerklerares en is altijd ongetrouwd gebleven.
Ze gebruikte deze stoplap als voorbeeld in haar lessen.

Dutch Darning patterns made by Annie Ellerburg, 1897.

Crafts teacher Annie used to show this darning sampler in her lessons.

Collectie Mayken Geersing-Dominicus, Het Andere Museum van Oldtimer tot Kant
gevestigd in Pakhuis Koophandel, Leeuwarden

Patroon gemaakt door/Pattern by

Evelien Verkerk

Gemaakt met/made with stitchfiddle.com

www.nederlandsgebreid.nl


Alle patronen worden in verticale richting doorgestopt.

Over een horizontale draad heen is 1 donker blokje. Onder een horizontale draad door is 1 licht blokje. Het gekleurde deel van het schema laat het herhaalpatroon zien.

All patterns are being 'woven' in vertical direction.

For every dark square the needle passes over 1 horizontal thread, for every light square it passes under 1 thread.

Coloured part in chart shows 1 pattern repeat.






1

2

3

4



Hier zie je de simpelste en meest algemene stoppatroontjes.

1 is een linnenstop en 4 en 5 zijn keperstoppen, 6 en 7 zijn zigzagkepers.




Here you see the simplest and most common darning patterns, 1 is a linen weave darn, 4 and 5 are twill weaving patterns, 6 and 7 are zigzag twill patterns.



5


6

7







8




9




10



11

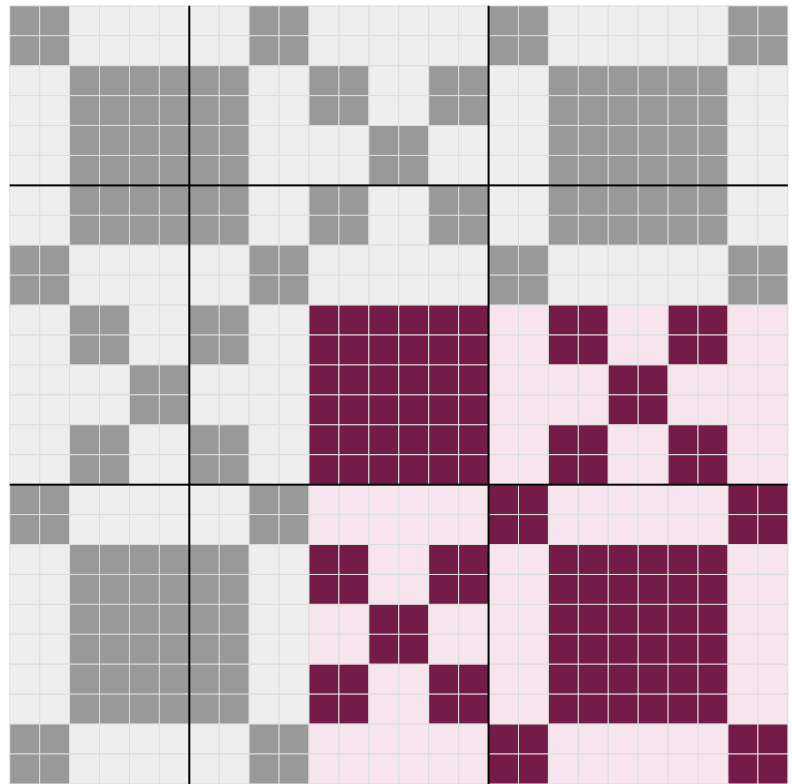


12






13




14






15




16






17




18






19




20

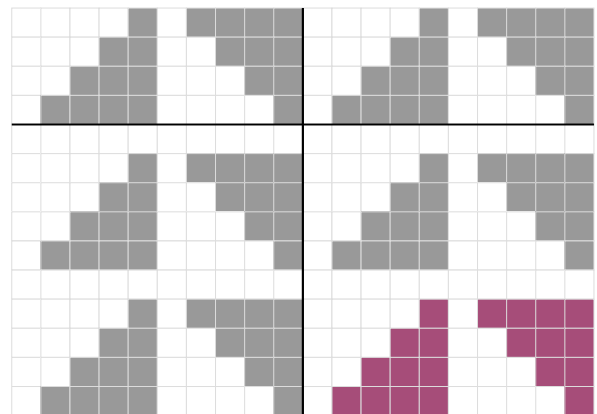




21




22






23




24






25




26





27





Deze stoplap is eigendom van:
Het Andere Museum van Oldtimer tot Kant
Oostersingel 8, Leeuwarden
museumpakhuiskoophandel.nl

Dit patroon mag uitsluitend voor eigen gebruik worden gedownload en geprint.
Voor meer patronen kijk op nederlandsgebreid.nl